

Mrs. Alvarez's students,

The following are the ways in which you can contact me.

Any Time

- Writing
 - You can write to me at any time; response times will vary but will be checked periodically throughout the day.
 1. Email: alvarez@amphi.com
 2. Text: 520-314-9513

Office Hours

Monday – Friday

10 AM – 4 PM

- Phone call 520-314-9513
 - If you have a quick question or just want to chat give me a call during my office hours.
- Video Conferencing
 - I'm available to meet on Zoom to talk with students about their work or just to have a conversation. Remember I have a baby at home so I can't always be by my computer. Text or call me that you would like to Zoom and we can set up a time that works for the both of us.

Google Classroom

If you have access to internet you can still use google classroom!

Advisory - krj4gkh

Yellow Block - u5cvljf

Blue Block - ivic7mf

I Look forward to talking to you and seeing your smiling faces.

Alumnos de la maestra Alvarez,

Lo siguiente son maneras de comunicarse conmigo.

A cualquier hora

- Por escrito
 - Me puedes escribir a cualquier hora, mi respuesta se puede tardar, pero reviso continuamente mis buzones.
 1. Correo: alvarez@amphi.com
 2. Texto: 520-314-9513

Horas de Oficina

Lunes – Viernes

10 AM – 4 PM

- Llamada Telefónica 520-314-9513
 - Si tienes alguna pregunta sencilla o simplemente quieres platicar durante mis horas de oficina,
- Conferencia de video
 - Estoy disponible en Zoom para platicar con alumnos sobre su trabajo o simplemente para tener una conversación. Recuerden que tengo u aun bebe en casa y no siempre puedo estar en mi computadora. Mándame un texto o márcame para avisarme que quieres platicar en Zoom y podemos decidir en una hora que funcione para los dos.

Google Classroom

Si tienes acceso al internet aun puedes usar Google classroom!

Advisory - [krj4gkh](#)

Yellow Block - [u5cvljf](#)

Blue Block - [ivic7mf](#)

ESPERO PODER HABLAR CON USTEDES Y VERLOS PRONTO!!!

Name: _____ Period: _____ Date: _____

Grocery Store math Ratios

My Grocery Store is: _____

Your first job is to pick **two types of fruits or vegetables** that are currently on sale at your grocery store. List the name of the fruit/veggie and the price per pound

#1 _____ price per pound _____

#2 _____ price per pound _____

Now – you're going to buy **3 pounds of EACH** for your fruit or veggie. How much will you spend for each fruit/veggie and all together?

#1 _____ price _____ X 3 pounds = _____

#2 _____ price _____ X 3 pounds = _____

Total for both #1 and #2 = _____

Find an item that is listed 10 for \$6.00 or 3 for \$9.99.

Item: _____ for _____

What is the **Unit Price** of this item? (So, this means if you only wanted ONE!)

$$\frac{\text{Item}}{\text{Price}} = \frac{\quad}{\quad} = \frac{1}{\quad}$$

Find another item and show me how you find the **Unit Price**.

You decide to cook dinner for your family. You only have **\$50.00** to spend on a nice dinner. You must have a main dish (ex: beef, chicken, etc.), two sides/veggies and a desert. List below what you are going to buy from the grocery store. You must have **more than 1 pound** of the main dish and veggies.

Main Dish: _____ price: _____ x _____ pounds = _____

Veggie #1: _____ price: _____ x _____ pounds = _____

Veggie #2: _____ price: _____ x _____ pounds = _____

Desert: _____ price: _____ = _____

Dinner **Total Price**: _____

Total **Left Over** from your \$50.00: _____
(*hint: subtract your Dinner Total from \$50.00*)

Oh no! Your best friend decides to drop by at the last minute, and is very hungry! You want to help out and feed them, so you go back to the grocery store. What do you buy them?

Item: _____ Price: _____


Now, how much do you have left over from your original \$50.00?








Count the bugs and write the number below..


© www.kindergartenworksheetsandgames.com


 = _____

 = _____

 = _____

 = _____

 = _____

 = _____

I Spy Animals Ratios

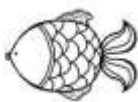
Ratios can be written 3 different ways:

4 to 5

4 : 5

$$\frac{4}{5}$$

1. What is the ratio of



to



?

_____ to _____ _____ : _____ _____

2. What is the ratio of



to



?

_____ to _____ _____ : _____ _____

3. What is the ratio of



to



?

_____ to _____ _____ : _____ _____

4. What is the ratio of



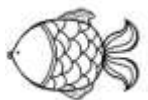
to



?

_____ to _____ _____ : _____ _____

5. What is the ratio of



to TOTAL ?

_____ to _____ _____ : _____ _____

CHALLENGE:

Color the worksheet and make your own ratio problems!

Example: What is the ratio of blue fish to green fish?

_____ to _____ _____ : _____ _____

Name: _____ Period: _____ Date: _____

Ratios at Home / Proporciones en casa

Your first job is to look around your house for things that you can count.
Ideas: mugs, plates, spoons, shoes, books, games, pillows

Tu primer trabajo es buscar cosas en tu casa que puedas contar.
Ideas: tazas, platos, cucharas, zapatos, libros, juegos, almohadas

List of Items / Lista de artículos

Livingroom / Sala	Bedroom / Cuarto
Kitchen / Cocina	Outside / Afuera
Bathroom / Baño	Other / Otro

Now – you're going to write ratios for things around your house!

Ahora – ¡vas a escribir proporciones de las cosas de tu casa!

EX:

Room Bathroom Ratio toothpaste to toothbrush 1:2

Room _____ Ratio _____ _____

Room _____ Ratio _____ _____

Room _____ Ratio _____ _____

Room _____ Ratio _____ _____

Room _____ Ratio _____ _____

Room _____ Ratio _____ _____

Room _____ Ratio _____ _____

Room _____ Ratio _____ _____

Room _____ Ratio _____ _____

Room _____ Ratio _____ _____

CHALLENGE:

Upload pictures of your items to “show” your work on google classroom.
Sube fotos en Google classroom de tus artículos para ‘mostrar’ tu trabajo.

Upload your list of items (first page) to google classroom and ask your classmates ratio questions.

Sube la lista de tus artículos (primera hoja) en Google classroom y haz preguntas a tus compañeros.


Name : _____

Score : _____

Teacher : _____

Date : _____

Find the Ratios




What is the ratio of
 ○ to + ? = _____ : _____ = _____ : _____ Simplified

What is the ratio of
 + to (○ + +) ? = _____ : _____ = _____ : _____



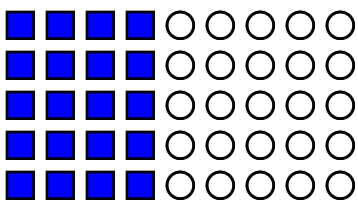
What is the ratio of
 ♥ to + ? = _____ : _____ = _____ : _____ Simplified

What is the ratio of
 + to (♥ + +) ? = _____ : _____ = _____ : _____



What is the ratio of
 + to ♥ ? = _____ : _____ = _____ : _____ Simplified

What is the ratio of
 ♥ to (+ + ♥) ? = _____ : _____ = _____ : _____



What is the ratio of
 ■ to ○ ? = _____ : _____ = _____ : _____ Simplified

What is the ratio of
 ○ to (■ + ○) ? = _____ : _____ = _____ : _____



Name : _____

Score : _____

Teacher : _____

Date : _____

Find the Ratios

$$= \underline{12} : \underline{54} = \underline{2} : \underline{9}$$

$$= \underline{54} : \underline{66} = \underline{9} : \underline{11}$$

$$= \underline{10} : \underline{15} = \underline{2} : \underline{3}$$

$$= \underline{15} : \underline{25} = \underline{3} : \underline{5}$$

$$= \underline{28} : \underline{14} = \underline{2} : \underline{1}$$

$$= \underline{14} : \underline{42} = \underline{1} : \underline{3}$$

$$= \underline{20} : \underline{25} = \underline{4} : \underline{5}$$

$$= \underline{25} : \underline{45} = \underline{5} : \underline{9}$$




Name : _____

Score : _____

Teacher : _____


Date : _____

Find the Ratios



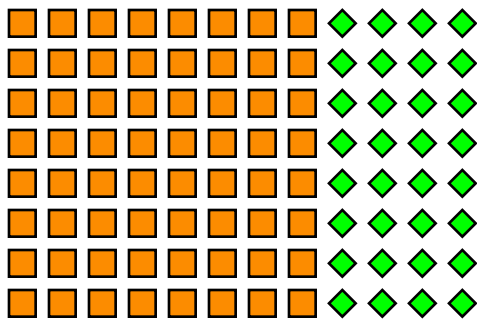
What is the ratio of
★ to ● ? = _____ : _____ = _____ : _____ Simplified

What is the ratio of
● to (★ + ●) ? = _____ : _____ = _____ : _____



What is the ratio of
+ to ● ? = _____ : _____ = _____ : _____ Simplified

What is the ratio of
● to (+ + ●) ? = _____ : _____ = _____ : _____



What is the ratio of
■ to ◆ ? = _____ : _____ = _____ : _____ Simplified

What is the ratio of
◆ to (■ + ◆) ? = _____ : _____ = _____ : _____



What is the ratio of
★ to △ ? = _____ : _____ = _____ : _____ Simplified

What is the ratio of
△ to (★ + △) ? = _____ : _____ = _____ : _____



Name : _____

Score : _____

Teacher : _____

Date : _____

Find the Ratios

$$= \underline{7} : \underline{56} = \underline{1} : \underline{8}$$

$$= \underline{56} : \underline{63} = \underline{8} : \underline{9}$$

$$= \underline{8} : \underline{16} = \underline{1} : \underline{2}$$

$$= \underline{16} : \underline{24} = \underline{2} : \underline{3}$$

$$= \underline{64} : \underline{32} = \underline{2} : \underline{1}$$

$$= \underline{32} : \underline{96} = \underline{1} : \underline{3}$$

$$= \underline{12} : \underline{36} = \underline{1} : \underline{3}$$

$$= \underline{36} : \underline{48} = \underline{3} : \underline{4}$$

